

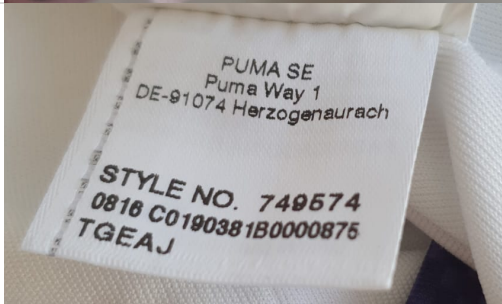




# FOOTBALL SHIRT AUTHENTICITY CHECK & DICTIONARY

Brand	Product code label	Location of the label <small>when wearing the shirt</small>	How to check if genuine?
Adidas		In the neck, on the left	Google: Adidas AI6718  The shirt should be shown by Google
Nike		In the left side, underneath the washing instructions	Google: Nike 286784-655  The shirt should be shown by Google
Puma		In the left side, underneath the washing instructions	Google: Puma 749574  The shirt should be shown by Google
Kappa		In the lower left side of the shirt, underneath the washing instructions	Go to <a href="http://basiclabels.net">basiclabels.net</a> and enter the serial number 
New Balance			

# FOOTBALL SHIRT AUTHENTICITY CHECK & DICTIONARY

**Lotto**



In the left side, near the washing instructions

Compare the label with other labels of the same shirts which have been/are being offered on eBay  
Check with other collectors


**Airness**



In the left side, front of the washing instructions

Compare the label with other labels of the same shirts which have been/are being offered on eBay  
Check with other collectors

# FOOTBALL SHIRT AUTHENTICITY CHECK & DICTIONARY

<p>Errea</p>		<p>In the left side, underneath the washing instructions</p>	<p>QR-code refers to ERREA.IT Check address</p>
--------------	---	--	---